



CUT-OFF MACHINE
QCUT 350 A



The Qcut 350 A is an automatic wet abrasive cut-off machine for samples up to max. Ø 135 mm. It cuts gentle with low contact cutting (lcc) different type of samples in various geometries, sizes and materials. The machine is commonly used in Materialography, Mineralogy, as well as for cutting of composite materials (CFC/PMC/MMC) or electronic devices such as PCBs.

ELECTRONIC PERFORMANCE CONTROL

The feed rate is reduced upon reaching the preset maximum power. This protects the machine and its cutting components from overloading.

ELECTRONIC CONTROL

Cutting parameters for the automatic traverse cuts can be saved in the electronic control, and then loaded later. The position of the manual traverse cut is also shown on the display.

All parameters such as feed rate, travel and cutting force can be altered during automatic cycles.

MULTI-POSITION-PROCESS MPP

With the "Multi-Position-Process" (MPP) you can place multiple specimens on the table and cut them in one sequence. The teach-in function enables a simple and user-friendly setting of various cutting positions.

The large scale cutting chamber, the stainless steel table as well as other software based functions of the large abrasive machines such as automatic touch detection, MPP and parallel setting of the wheel guard during vertical cutting, make operation comfortable and processes reproducible and flexible.

PULSED CUTTING

In cases where there are heavy sections and materials which are difficult to cut, the variable pulsed cutting system gives decisive advantages.



NEW DIMENSIONS

The enlarged cutting chamber and worktable combined with parallel setting of wheel guard increases cutting capacity and travel for all axes. The side door ensures optimum access to the cutting chamber and the additional opening for supplying long sample parts opens up much possibilities.

PRECISION CROSS FEED

The optional, automatic cross-feed with series cut function is suitable for exact parallel cuts. Operational handling takes place via electronic control. The electronic cross-feed can also be applied as feeder axis when working with pot wheel.

AUTOMATIC TOUCH DETECTION

After automatic start of the cutting process the sample is approached in rapid run. By touching the cut-off wheel the sample is cut efficiently and safely with preset cutting parameters.



BASIC MODULE

Qcut 350 A



- | automatic table (X-axis)
- | cutting wheel movement (Y-axis)
- | equipment: automatic cross feed (Z-axis) - note equipm. version
- | manual control of X-/Y-/Z-axis via an industrial joystick
- | high dynamic drive up to 40 mm/sec.
- | automatic touch detection
- | parallel setting of wheel guard during vertical cutting sequences increases cutting capacity
- | variable speed
- | incl. cutting wheel about with wear ring
- | Easy-nut – for easy change of cutting wheel
- | Touch-Screen display and QATM-Software control
- | optical menu navigation for drawing up precise program sequences with position steps and cutting modes (horizontal, vertical, diagonal and step cut)
- | variable pulsed cutting
- | storage of programs with password; update and backup via USB
- | remote service/support is available via controller
- | robust aluminium construction, powder-coated
- | large sliding and side door for optimal access to cutting chamber; with safety lock when machine is running
- | sliding door with large window
- | opening on the right for long parts
- | optimal chamber illumination
- | options: laser alignment aid, centrifugal separator

Order No.: M1821001

EQUIPMENT

POWER SUPPLY

Equipment 1

400 V/50 Hz (3P/PE)

Order No.: A1821015

Equipment 2

480 V/60 Hz (3Ph/PE)

Order No.: A1821016

Equipment 3

220 V/60 Hz (3Ph/PE)

Order No.: A1821017

WHEEL GUARD

Equipment 1

Cut-off wheel Ø 305/12"

Max. cutting capacity Ø 110 mm

Order No.: A1821018

Equipment 2

Cut-off wheel Ø 356/14"

Max. cutting capacity Ø 135 mm

Order No.: A1821019

CROSS-FEED AXIS

Equipment 1

without Z-axis

Order No.: A1821020

Equipment 2

Z-axis manual (handle)

Travel 140 mm

Precision 0.1 mm

Order No.: A1821021

Equipment 3

Z-axis automatic

Travel 140 mm

Precision 0.1 mm

Order No.: A1821022

OPTION

ROTATION TOOL



- | tool with vertical rotary feed, parallel to wheel
- | angle input via software control

on request

LASER ALIGNMENT AID

- | laser line to visualize the cutting line
- | laser class 1

Order No.: A1821023

CENTRIFUGAL SEPARATOR

- | to remove coolant mist
- | increases quality of illumination
- | exhauster power 180 or 215 m³/h depends on power supply

Order No.: A1821024

ADDITIONAL LED

- | illumination for the left hand area of the cutting chamber

Order No.: A1821027

ACCESSORIES

RECIRCULATION COOLING SYSTEM



- | 2-chamber-pvc-compartment 45 ltr.
- | inlet sieve and filter bag
- | mobile with insertion mechanism for System Lab cabinets

WxHxD 366 x 540 (640) x 610 mm

Order No.: A5800507

BELT FILTER SYSTEM 130

- | incl. filter roll



Tank	130 ltr.
Filter capacity	30 ltr./min (referring emulsion)
Pump	15 ltr./min
WxHxD	607 x 632 x 1308 mm
Weight	~ 90 kg
400 V/50 Hz (3Ph/PE)	

Order No.: A6501009

480 V/60 Hz (3Ph/PE)

Order No.: A6501011

220 V/60 Hz (3Ph/PE)

Order No.: A6501010



- | incl. connection set
- | controlled by cut-off machine
- | mobile

WxHxD 366 x 550 x 600 mm

Order No.: A5800508

BASIC SET QCUT 350 A

Order No.: Z1821002

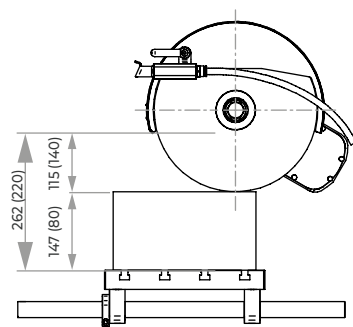
CONNECTION SET 230/250

- | for belt filter system please order connection set

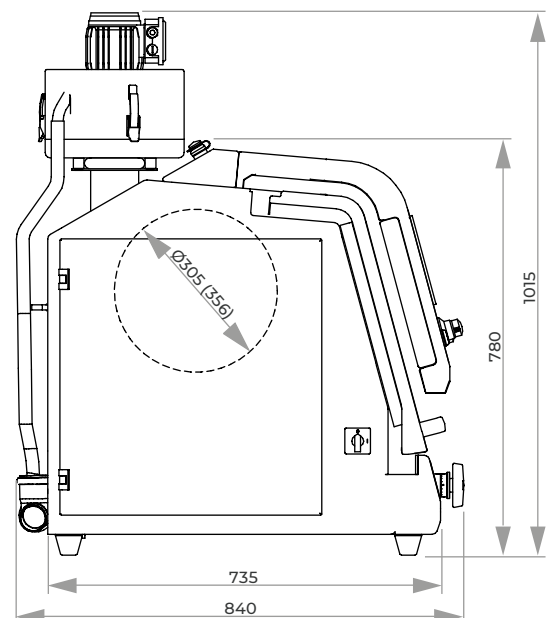
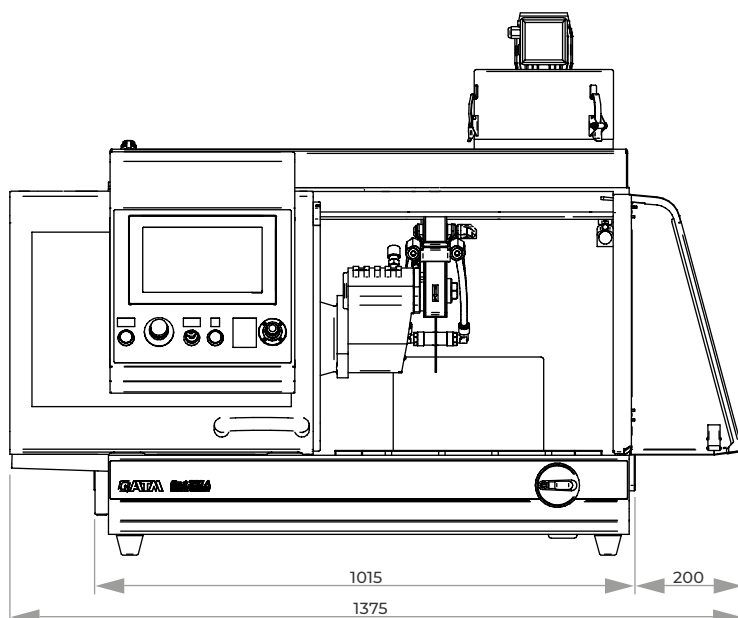
Order No.: Z6501004



Clamping example



X-axis travel 260




SPECIFICATIONS

Max. cutting capacity	1 Ø 110 mm (Ø 305 mm cut-off wheel)
	2 Ø 135 mm (Ø 356 mm cut-off wheel)
Cut-off wheel	1 Ø 305 mm/12"
	2 Ø 356 mm/14"
Arbour size	Ø 32 mm
Y-axis automatic	180 mm
Z-axis automatic (parallel cut) (option)	140 mm
X-axis automatic	260 mm
Feed rate	0.001 - 40 mm/sec
Table WxD	1 400 x 300 mm (with Z-axis)
	2 500 x 300 mm (without Z-axis)
T-slot	12 mm
Motor cut-off wheel	4 kW (S1), 5.5 kW (S3)
Connected load	9.5 kVA
Power supply	variable speed 800-3400 rpm
	1 400 V/50 Hz (3/PE)
	2 480 V/60 Hz (3/PE)
	3 220 V/60 Hz (3/PE)
WxHxD	~ 1,015 x 780 x 840 mm
Weight	~ 200 kg

Sign up for our newsletter!

You will occasionally receive exclusive information on seminars/webinars, applications and product news.

Subscribe now:



www.qatm.com/newsletter
(You may unsubscribe any time)

